

# CP SL 300

## Description

An **epoxy self-leveling coating** is a high-performance, resin-based flooring system that provides a tough, seamless, and aesthetically appealing surface. Ideal for industrial, commercial, and residential applications, this coating offers outstanding resistance to abrasion, chemicals, and heavy traffic. It is widely used in environments where durability and easy maintenance are essential.

## Uses

- **High-performance:** Offers long-lasting durability, chemical resistance, and excellent mechanical properties.
- Pharmaceutical manufacturing plants, electronic assembly units, Hospitals, Server & Data Rooms, Warehouse and logistic centers, TV studios, Aircraft hangars, Electrical substations and panel rooms, Workshops, Retail areas, Showrooms, Exhibition halls, Laboratories, Clean rooms, Food processing area.

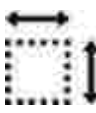


## Features & Benefits

- Provides seamless and easy to clean dustproof surface
- Exhibits superior mechanical properties and resistance wear and abrasion
- Suitable for pedestrian and vehicular traffic
- Slip Resistant
- Solvent free, odourless product for clean room and confined area applications
- Prevents microbial growth such as bacteria and fungi
- Resistant to wide range of chemicals, oil, grease etc.
- Excellent adhesion to concrete, steel and wide range of construction materials
- Easy flow applied system with faster application rate
- Self-smoothing
- Application thickness range from 0.5mm to 5mm

## Properties

Form	Part A - Base Part B - Hardener Part: C - Filler
Mixed Density	
Pot Life	30-40 minutes @ 25 degC
Tack free time	4-6 hours
Chemical Resistance	Wide range of acids, alkalis, solvent, petrol, diesel, lubricating oil etc.,

## Additional Information

COVERAGE RATE	PACK SIZE	SHELF LIFE
		
Concrete: sqm/liter/coat:  1 Set 35 to 40 Sq mtr	Resin: 5 kg Hardner: 2.23 kg Filler: 4 kg	12 months from date of manufacture if stored in shaded and dry area.

## Application Methodology

### Surface Preparation

New concrete floors must be cured adequately and the moisture content should be below 5% when tested with a surface moisture meter or thermo hygrometer.

Concrete surfaces must be cleaned by wire brushing, grinding, captive shot blasting or scarifier depending on the anchor profile required for effective adhesion of subsequent finish followed by cleaning with vacuum machine to remove fine dust.

Metal surfaces must be grit blasted or sand blasted to SA21/2 finish. Small areas shall be cleaned with wire brush or emery paper.

# CP SL 300

## Application

The mixed material shall be applied using brush, roller or suitable airless spray equipment. On porous cementitious substrates the material may get absorbed and additional coat may be required.

Wherever recommended Anti slip Aggregates must be applied when the applied Primer EP coat is wet.

Depending on the application methodology of subsequent finishes, further activities shall be carried out when the applied Primer EP is tacky or touch dry.

## Application Restrictions

- Avoid application below 5 deg C and above 40 deg C. Pot life of mixed material will change based on ambient temperature.
- Substrate moisture must be checked prior to application.



## General Terms & Conditions

Users must always refer to the most recent data sheet. Upon request, additional copies will be provided. This technical data sheet is given in good faith and does not guarantee the optimum utility of the product always. The information contained herein is believed to be reliable to the best of our knowledge.

Colourplus is exempted from all legal liability in case of injury incurred from product handling without appropriate technical precautions.

Colourplus reserves the right to change the product specifications or properties. All orders are considered based on current delivery and sale infrastructures.